



Broomhill First School

This half term's topic for the Big Owls is...



Let's Look in the Toy Box!



Personal, Social and Emotional Development

Children will be encouraged to play together by sharing toys and taking turns. They will be given opportunities to bring in toys from home and will learn to share and respect other children's toys. Children will learn about feelings and they will recognise their own and others' feelings in different circumstances. They will use their knowledge in role play to say what makes teddy feel happy or sad.

Physical Development

Children will develop fine motor skills by dressing dolls and manipulating small toys as they play. They will screw nuts and bolts to make robots and they will use cutting skills to make their own jigsaws. Children will develop gross motor skills in PE lessons as they become acrobats and gymnasts for the circus. They will learn new balances, rolls, jumps and routines. Children will also represent robots, jack-in-the-box, and puppets through dances and movement. **Please ensure your child has their PE kit on their peg every day. Make sure all kit is labelled with their name (including PE shoes).**

Language & Communication

Children will talk to the class about their favourite toy. They will listen to others as well as asking and answering questions. Each child's language will be extended as they are encouraged to use ambitious words to describe the appearance of their toys. They will also practise using different sentence formations as they play guessing games with friends. We will play games to promote the use of positional language (behind, next to, under etc.) as we hide the teddy for others to find.

Understanding the World

Children will not only look at the toys in the classroom but will compare them to toys of babies and older children. This will help them to understand how and why children play with different toys as they grow up. They may also recall toys they used to play with. Children will learn about toys from the past - those that parents or grandparents may have played with. We will play with programmable toys and we will learn how to use a remote control to move a toy. They will also think about how toys are made or how they work and move.

Mathematics

Children will help to set up a Toy Shop in the classroom. They will practise number formation as they write price tags. They will also recognise different coins and count out pennies to pay for toys. They will learn to add up the price of 2 or more toys to find a total. Children will also count toys in the toy box and use the strategy of lining them up to help count each one reliably. They will fill in favourite toy surveys on clipboards and talk about their findings. Children will sort small plastic teddies by size or colour and will compare the length of toys to solve problems. We will also look at the shape of presents and parcels and weigh them in the toy workshop.




Literacy


We will introduce the topic through lovely toy themed stories. Children will be able to retell the stories with pictures, puppets and props. They will be encouraged to join in with repeated phrases and use them in their own play. Children will write for lots of purposes including invitations for a Teddy Bears Picnic. They will also start to make up their own adventures for their favourite toy. All children will participate in daily phonics activities to promote reading and writing.

Expressive Arts and Design

Children will enjoy spending time in our role play areas as they look after broken toys at the toy hospital and fix them in the workshop. Children will experiment with paint, collage and junk modelling to make themed art work. We will also be learning some great songs for our Christmas activity morning and the school nativity - Please come and watch!



Our Christmas Stay and Play session is on Friday 14th December (9-10am).



Please encourage your child to be independent and come into the classroom without a grown up each morning. Say goodbye to them on the yard and help them join the line by themselves.

Helping at Home

Imaginative Play - Play with your child and their toys. Encourage them to talk as they play and make up stories to act out with the toys. Promote sharing and taking turns.

Maths - Set up a toy shop at home. Make price tags for each toy and practise number formation. Count out pennies to pay for each toy. Buy two toys and add the prices together using coins to find the total.

Reading - Please make sure you read with your child or recap their phonics sounds on a daily basis. Note down any reading of their school book in their reading diary.

Junk Boxes

Please send in all of your empty boxes and tubes for our junk model bin.

Wellies

As we encourage activities outside in all weathers, it would be great if your child had a pair of wellies in school. They can be kept under your child's peg in the classroom.

Lunch

Due to a government initiative, school lunches for reception children are free this year. Having a school lunch provides excellent learning opportunities for trying new foods, using cutlery and developing table manners. However, should you prefer to provide a healthy packed lunch instead, then please let us know. Please choose any lunch options a week in advance.



If you have any questions or concerns, please do not hesitate to come and see us. Thank you for all the help and support you continue to give us. Thank you very much for reading our information letter.

Mrs Haves

